



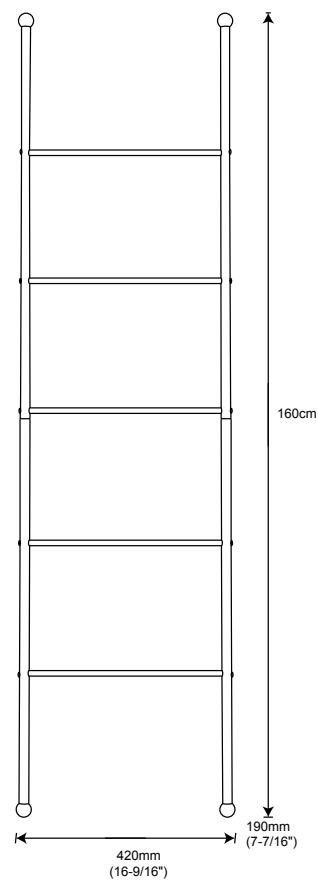
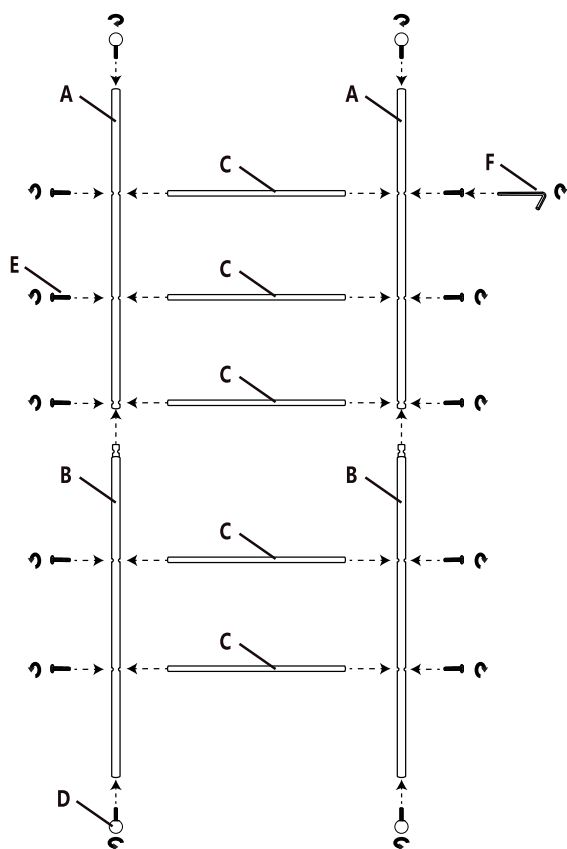
ACCESSORIES • ACCESSOIRES







// Q-18027

1. Fix screw (D) into support bar (A)&(B)
Fixez les vis (D) sur les supports d'étagère (A)&(B)

2. Connect support bar (A)&(B)
Connectez les supports d'étagères (A)&(B)

3. Fix towel bar (C) between (A)&(B) shelf, with screw (E).
Fixez les porte-serviettes (C) entre les supports d'étagères (A)&(B) avec les vis (E).



<p>A</p>  <p>Support shelf Support d'étagère</p> <p>2 pcs</p>	<p>B</p>  <p>Support shelf Support d'étagère</p> <p>2 pcs</p>	<p>C</p>  <p>Towel bar Porte-serviette</p> <p>5 pcs</p>	<p>D</p>  <p>Screw Vis</p> <p>4 pcs</p>	<p>E</p>  <p>Screw Vis</p> <p>10 pcs</p>
<p>F</p>  <p>Allen Key Clé Allen</p> <p>1 pc</p>				