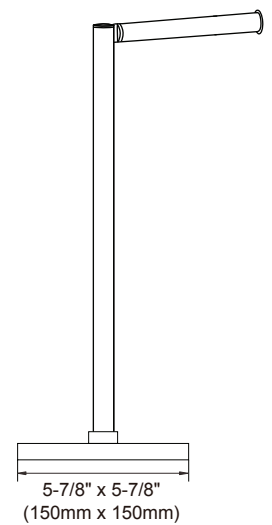
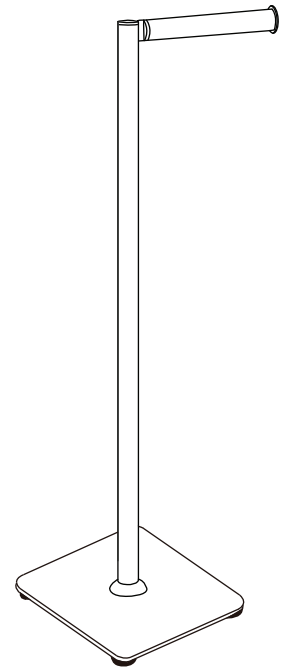
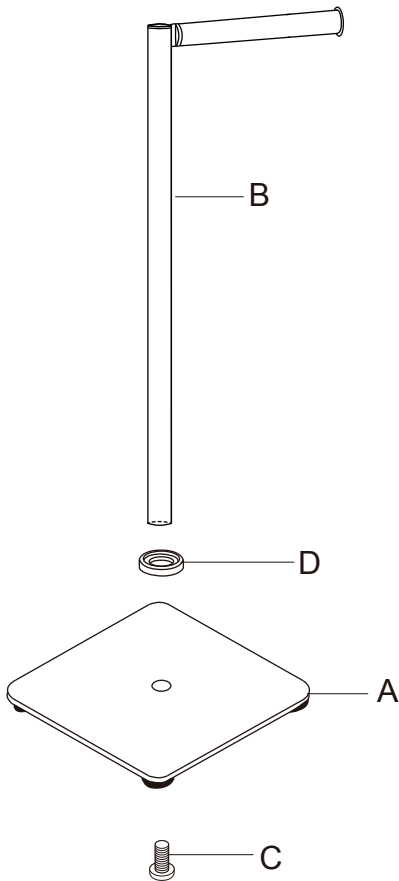

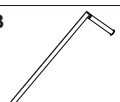




// Q-11029



1.
Tighten screw(C) to connect toilet paper bar(B),
decorative ring(D) and decorative plate(A).

Serrer la vis(C) pour raccorder la barre de papier toilette(B),
l'anneau décoratif(D) et la plaque décorative(A).

A  Decorative plate Plaque décorative 1 pcs	B  Toilet paper bar Barre de papier toilette 1 pcs	C  Screw Vis 1 pcs	D  Decorative ring Anneau décoratif 1 pcs
--	--	--	---